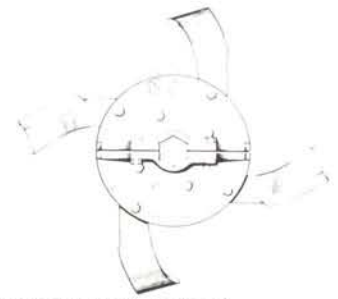



80 SERIES

Ferguson TILROVATOR

U.S. PAT. NOS. 3,066,143 AND 3,125,166



NEW DESIGN PLUS ADDITIONAL ACCESSORY ITEMS TO DO MORE AND BETTER JOBS



Model No. 80-144 Ferguson Tilrovator shown preparing seed bed and planting four 36" rows. Equipped with "L" rotors, soil control shields, hyd. row markers and rear planter mounting bar. Most unit type planters easily adapt to rear 2 1/4" or 2 1/2" bar.

- ★ Heavy Duty 4" x 4" Main Frame Bar
- ★ Double End Drives W/RC 120 Chain
- ★ Shear Plate Safety
- ★ 540-1000 RPM
- ★ Cat II-III Quick Tach

- ★ Choice of "L" or "C" Type Blade
- ★ Variable Length Rotors From 16" To 24" Dia.
- ★ Choice Of Rotor Speeds
- ★ 3 Pt. Lift Or Semi-Mounted
- ★ 1 3/4" Hex Shaft W/Special Sealed Bearings



Model No. 80-144 Ferguson Tilrovator featuring Va. P-nut special bed shapers. Bed 3" high and 21" wide on top. Results in firm bed top for seed placement. Other model bed shapers available for bed heights from 2" to 9" and most row spacings.

The FERGUSON MANUFACTURING COMPANY, INC.

SUFFOLK, VIRGINIA 23434, U.S.A.

AREA CODE 804

PHONE 539-3409

P. O. BOX 1098



SAVE TIME AND LABOR


Rip – Power Til – Incorporate and Plant

with *Ferguson* 80 Series **TILROVATOR**



Model 80-80 Ferguson Tilorovator with SW-2-38-7 Bedshaper. P.T.O driven tiller mulches clods while bedshaper (attached to rear frame bar) shapes beds to uniform dimensions: height of bed from 3" to 9". Above photo demonstrates shaping of wide vegetable bed 7" high and 61" across top. Available for most row spacings. Auxiliary bar may be attached to adapt unit planters for once-over planting operation.

Model No. 80-144 shown adapted to Ferguson row ripper enabling you to under the row sub-soil – til – incorporate and plant in one pass. Also equipped with hydraulic lift assist wheels so that tractors in the 100-115 H.P. range can do this complete job of planting.



Proven Best for

- ▶ Seed Bed Preparation
- ▶ Chemical Incorporation
- ▶ Once-Over Planting
- ▶ High Speed Power Cultivation

Planting with the Ferguson Tilorovator using "spoon" sweeps to form uniform beds. Bed height is determined by spoon sweep size. This Ferguson Tilorovator shown with hydraulic lift assist wheels, but are not required for tractors over 100 H.P.

SPECIFICATIONS

| Model | Overall Length | Work Length | APP. NT. WT. | Row Widths | Gauge Wheels | Rotors With C type Blades | Rotors With L type Blades |
|--------|----------------|-------------|--------------|------------|--------------|---------------------------|---------------------------|
| 80-80 | 88" | 83" | 1230 LB. | 2-40" | 4:80/400-8 | 12 | 11 |
| 80-144 | 155" | 145" | 1850 LB. | 4-36" | 15" DC | 24 | 20 |
| 80-160 | 171" | 161" | 1965 LB. | 4-38"-40" | 15" DC | 24 | 22 |
| 80-180 | 191" | 181" | 2230 LB. | 6-30" | 15" DC | 24 | 24 |
| 80-216 | 227" | 217" | 2500 LB. | 6-36" | 15" DC | 36 | 32 |
| 80-240 | 251" | 241" | 2700 LB. | 6-38"-40" | 15" DC | 36 | 34 |

Distributed By



P. O. BOX 849
MOBILE, ALABAMA 36601 USA
EMAIL: mobile@opico.com
TEL +1 251 438 9881

The FERGUSON MANUFACTURING COMPANY, INC.
SUFFOLK, VIRGINIA 23434, U.S.A. AREA CODE 804 PHONE 539-3409 P. O. BOX 1098

